

WHAT YOUR COLLEAGUES ARE SAYING . . .

Just like teacher clarity demystifies how to be successful teachers and learners, the authors of this practical playbook demystify teacher clarity for their readers. It's a must-read, must-practice book used by all educators across our school district. It's not another thing; it's "the thing" for targeted, successful teaching and learning!

—**Angela Lyon Hinton**, Assistant Superintendent
for Instructional Services
Spartanburg School District Two

It is a game changer when teachers discover the best hidden secret to learning (success criteria). In this second edition of *The Teacher Clarity Playbook*, the authors provide seven different ways of sharing what success looks like with learners. Module 4 becomes even more powerful as teachers realize the different opportunities they have to reach and empower students!

—**Chasity Gray**, Director of Professional Learning

This playbook equips educators with a wealth of strategies, new examples, and practical tools to amplify their impact on student learning. These resources empower educators to cultivate a learning environment where students are actively engaged, while also helping teachers develop a profound understanding of their expectations, thereby enhancing the overall learning experience.

—**Kelly Jensen**, Director of Curriculum and Instruction
Palmdale School District

With a through line of alignment and intentionality, this second edition of *The Teacher Clarity Playbook* emphasizes the cognitive complexities to consider in purposeful planning. This book truly highlights and reminds us of both the art and science of teaching and deepens our appreciation for teachers and leaders.

—**Amy Miles**, Professional Development Coordinator

In this second edition of *The Teacher Clarity Playbook*, teacher clarity is explicitly linked to alignment and the intentional moves teachers make when planning for and facilitating instruction. The authors provide a metacognitive road map for developing instruction that meets the cognitive complexity of content standards and supports students in knowing where they are now and where to next.

—**Angie Schultz**, Director of Curriculum and Innovation

Do not copy, post, or distribute

THE TEACHER CLARITY PLAYBOOK, GRADES K – 12

Second Edition

Do not copy, post, or distribute

Do not copy, post, or distribute

THE TEACHER CLARITY PLAYBOOK, GRADES K – 12

A Hands-On Guide to Creating Learning
Intentions and Success Criteria for
Organized, Effective Instruction

Second Edition

Douglas Fisher

Nancy Frey

John Almarode

Kierstan Barbee

Olivia Amador

Joseph Assof

Foreword

by John Hattie

Sketchnotes

by Taryl Hansen

CORWIN

Fisher & Frey

Copyright ©2024 by SAGE Publications, Inc.

This work may not be reproduced or distributed in any form or by any means without express written permission of the publisher.



FOR INFORMATION:

Corwin
A Sage Company
2455 Teller Road
Thousand Oaks, California 91320
(800) 233-9936
www.corwin.com

Sage Publications Ltd.
1 Oliver's Yard
55 City Road
London EC1Y 1SP
United Kingdom

Sage Publications India Pvt. Ltd.
Unit No 323-333, Third Floor, F-Block
International Trade Tower Nehru Place
New Delhi 110 019
India

Sage Publications Asia-Pacific Pte. Ltd.
18 Cross Street #10-10/11/12
China Square Central
Singapore 048423

Vice President and
Editorial Director: Monica Eckman
Director and Publisher,
Corwin Classroom: Lisa Luedeke
Associate Content
Development Editor: Sarah Ross
Editorial Assistant: Zack Vann
Production Editors: Melanie Birdsall and
Tori Mirsadjadi
Copy Editor: Melinda Masson
Typesetter: C&M Digitals (P) Ltd.
Proofreader: Theresa Kay
Cover Designer: Scott Van Atta
Marketing Manager: Megan Naidl

Copyright © 2024 by Corwin Press, Inc.

All rights reserved. Except as permitted by U.S. copyright law, no part of this work may be reproduced or distributed in any form or by any means, or stored in a database or retrieval system, without permission in writing from the publisher.

When forms and sample documents appearing in this work are intended for reproduction, they will be marked as such. Reproduction of their use is authorized for educational use by educators, local school sites, and/or noncommercial or nonprofit entities that have purchased the book.

All third-party trademarks referenced or depicted herein are included solely for the purpose of illustration and are the property of their respective owners. Reference to these trademarks in no way indicates any relationship with, or endorsement by, the trademark owner.

Printed in the United States of America

Library of Congress Cataloging-in-Publication Data

Names: Fisher, Douglas, author. | Frey, Nancy, author. | Almarode, John, author. | Barbee, Kierstan, author. | Amador, Olivia, author. | Assof, Joseph, author. | Hattie, John, author of foreword.

Title: The teacher clarity playbook, Grades K-12 : a hands-on guide to creating learning intentions and success criteria for organized, effective instruction / Douglas Fisher, Nancy Frey, John Almarode, Kierstan Barbee, Olivia Amador, Joseph Assof ; foreword by John Hattie.

Description: Second edition. | Thousand Oaks, California : Corwin, [2024] |

Series: Corwin literacy | First edition published: 2019. | Includes bibliographical references.

Identifiers: LCCN 2023046564 | ISBN 9781071937310 (spiral bound) | ISBN 9781071938218 (epub) | ISBN 9781071938256 (epub) | ISBN 9781071938225 (pdf)

Subjects: LCSH: Effective teaching. | Learning.

Classification: LCC LB1025.3 .F577 2024 |

DDC 371.102—dc23/eng/20231023

LC record available at <https://lccn.loc.gov/2023046564>

This book is printed on acid-free paper.

24 25 26 27 28 10 9 8 7 6 5 4 3 2 1

DISCLAIMER: This book may direct you to access third-party content via web links, QR codes, or other scannable technologies, which are provided for your reference by the author(s). Corwin makes no guarantee that such third-party content will be available for your use and encourages you to review the terms and conditions of such third-party content. Corwin takes no responsibility and assumes no liability for your use of any third-party content, nor does Corwin approve, sponsor, endorse, verify, or certify such third-party content.

CONTENTS



FOREWORD

By John Hattie

XI

LIST OF VIDEOS

XIII

INTRODUCTION

| | |
|---|---|
| Teacher Expectations | 2 |
| Teacher Collaboration Is Vital for Raising Expectations | 3 |
| Using This Playbook | 5 |
| The Modules | 5 |
| The Learning Process | 7 |
| Our Hope | 7 |

MODULE 1: IDENTIFYING CONCEPTS AND SKILLS 9

| | |
|---|----|
| What Is the Content Knowledge of the Standard or Standards? | 10 |
| What Is the Cognitive Complexity of the Standard? | 11 |
| Modeling | 13 |
| Guided Practice | 17 |
| Independent Practice | 18 |

MODULE 2: SEQUENCING LEARNING PROGRESSIONS 21

| | |
|------------------------------------|----|
| Determining a Learning Progression | 23 |
| Modeling | 25 |
| Guided Practice | 29 |
| Independent Practice | 30 |

MODULE 3: CRAFTING AND SHARING LEARNING INTENTIONS 33

| | |
|--|----|
| Communicating Learning Intentions | 35 |
| The Approach and Timing of Learning Intentions | 35 |
| Modeling | 37 |
| Guided Practice | 42 |
| Independent Practice | 44 |

MODULE 4: CONSTRUCTING AND SHARING SUCCESS CRITERIA 47

| | |
|---------------------------------------|----|
| The Effectiveness of Success Criteria | 48 |
| Types of Success Criteria | 49 |
| Modeling | 53 |
| Guided Practice | 60 |
| Independent Practice | 64 |

MODULE 5: INCLUDING LANGUAGE EXPECTATIONS IN SUCCESS CRITERIA 67

| | |
|--------------------------------------|----|
| Vocabulary Language Success Criteria | 69 |
| Language Structure Success Criteria | 70 |
| Language Function Success Criteria | 70 |
| Modeling | 71 |
| Guided Practice | 80 |
| Independent Practice | 85 |

MODULE 6: DETERMINING THE RELEVANCE OF THE LEARNING 87

| | |
|-------------------------------------|-----|
| Relevancy Is an Engine for Learning | 88 |
| How to Communicate Relevance | 89 |
| Modeling | 91 |
| Guided Practice | 101 |
| Independent Practice | 105 |

MODULE 7: DESIGNING ASSESSMENT OPPORTUNITIES 107

| | |
|--|-----|
| Check for Understanding in Every Lesson | 108 |
| Being Strategic About Checks for Understanding | 111 |
| Modeling | 112 |
| Guided Practice | 127 |
| Independent Practice | 131 |

MODULE 8: CREATING MEANINGFUL LEARNING EXPERIENCES 133

| | |
|-------------------------------------|-----|
| Teacher Modeling and Thinking Aloud | 135 |
| Guided Instruction | 135 |
| Collaborative Learning | 136 |
| Independent Learning | 137 |
| Modeling | 138 |
| Guided Practice | 149 |
| Independent Practice | 153 |

MODULE 9: ESTABLISHING MASTERY OF STANDARDS 157

| | |
|----------------------|-----|
| Modeling | 160 |
| Guided Practice | 163 |
| Independent Practice | 164 |

MOVING FORWARD 167

| | |
|--|-----|
| Ask Students What They Are Learning and Why They Are Learning It | 167 |
| Use Preassessment and Postassessment Data to Compare Results | 167 |
| Share Results With Students | 168 |
| Collaborate With Colleagues | 168 |

| | |
|---|-----|
| APPENDIX: SUGGESTED ANSWERS TO GUIDED PRACTICE | 169 |
| REFERENCES | 187 |



For a guide to leading professional learning at your school based on this book, visit the companion website at resources.corwin.com/TCP2e

Do not copy, post, or distribute

FOREWORD



By John Hattie

This book makes a bold claim. It describes excellent teachers as those who have appropriately high expectations; who share their notions of success criteria with their students; who ensure that there is constructive alignment between the lesson, the tasks, and the assignment; who ensure that the delivery of the lesson is relevant, accurate, and comprehensible to students; who give worked examples to illustrate the degree of cognitive complexity desired from their students; and who provide welcome feedback about where to move to next. This is what *teacher clarity* means throughout this book.

Consider the converse situation. I come into class as a student, and there are no expectations about how I will succeed. I do not know what success means (other than finishing my work by the bell); I do not see the relation between what my teacher is saying and asking me to do and what I do; I do not understand a lot of what my teacher says (but I pretend to listen, in case I get reprimanded); I know that I need to write something for the assignment or task, no matter what; and I know that whatever I do, the teacher will just ask me to do more. How many of these students do you have in your class? Now, consider *who* could make a difference to these students. This book shows *you* how to make that difference—and it also explains how students can help in this process. The joint aim is to turn students on to the excitement and joy of learning, while still instilling in them the notion that learning requires hard work.

The clarity claims in this book are underpinned by the notion of expertise. It takes expertise to appropriately diagnose the learning needs of all students relative to what they know, can do, and care about now; it takes expertise to devise optimal interventions and then ensure the fidelity of those interventions; and it takes expertise to evaluate the impact of each lesson on the student and how to modify the instruction (either during the current lesson or in the next lesson) in light of this impact. This impact involves not only what is intended to be known but also what needs to be comprehended; what is unknown; what is transferred to near and far tasks; what learning strategies are being used and whether there are other, more effective strategies that can be taught; and the depth or complexity of the learning as experienced by the student.


Consider the top eight ideals and corresponding effect sizes as described in the Visible Learning research: (1) Teachers and students, working together, evaluate their impact ($d = 0.90$); (2) all have high expectations ($d = 0.90$); (3) all move toward explicit success criteria ($d = 0.64$); (4) all use the Goldilocks principle of

challenge (not too hard, not too boring; $d = 0.60$); (5) all see that errors and trust present opportunities to learn ($d = 0.72$); (6) all maximize feedback to themselves about their impact ($d = 0.51$); (7) all focus on enjoying learning and appreciate that learning involves hard work; and (8) all ensure that there is the optimal proportion of surface to deep learning ($d = 0.69$). Clarity is one of the more powerful causal mechanisms to ensure that these eight goals are reached. Clarity can provide evidence of the learning's relevance to the student, so that the learning is meaningful—and this book's two modules on relevance and making meaning are worth their weight in gold.

At the end of the book, there is a challenge: "Focusing on teacher clarity could revolutionize your practice." Enjoy the revolution—certainly, your students will.

Do not copy, post, or distribute

LIST OF VIDEOS



Note From the Publisher: The authors have provided video and web content throughout the book that is available to you through QR (quick response) codes and at resources.corwin.com/TCP2e.

To read a QR code, you must have a smartphone or tablet with a camera. We recommend that you download a QR code reader app that is made specifically for your phone or tablet brand.

Introduction Video

Module 1

- Video 1.1 Module 1 Overview
- Video 1.2 Module 1 in Action—Elementary
- Video 1.3 Module 1 in Action—Secondary
- Video 1.4 Module 1 Think-Aloud

Module 2


- Video 2.1 Module 2 Overview
- Video 2.2 Module 2 in Action—Elementary
- Video 2.3 Module 2 in Action—Secondary
- Video 2.4 Module 2 Think-Aloud

Module 3

- Video 3.1 Module 3 Overview
- Video 3.2 Module 3 in Action—Elementary
- Video 3.3 Module 3 in Action—Secondary
- Video 3.4 Module 3 Think-Aloud

Module 4

- Video 4.1 Module 4 Overview
- Video 4.2 Module 4 in Action—Elementary



Video 4.3 Module 4 in Action—Secondary

Video 4.4 Module 4 Think-Aloud

Module 5

Video 5.1 Module 5 Overview

Video 5.2 Module 5 in Action—Elementary

Video 5.3 Module 5 in Action—Secondary

Video 5.4 Module 5 Think-Aloud

Module 6

Video 6.1 Module 6 Overview

Video 6.2 Module 6 in Action—Elementary

Video 6.3 Module 6 in Action—Secondary

Video 6.4 Module 6 Think-Aloud

Module 7

Video 7.1 Module 7 Overview

Video 7.2 Module 7 in Action—Elementary

Video 7.3 Module 7 in Action—Secondary

Video 7.4 Module 7 Think-Aloud

Module 8

Video 8.1 Module 8 Overview

Video 8.2 Module 8 in Action—Elementary

Video 8.3 Module 8 in Action—Secondary

Video 8.4 Module 8 Think-Aloud


Module 9

Video 9.1 Module 9 Overview

Video 9.2 Module 9 in Action—Elementary


Video 9.3 Module 9 in Action—Secondary

Video 9.4 Module 9 Think-Aloud



More videos and downloadable resources may also be accessed at resources.corwin.com/TCP2e

INTRODUCTION



Clear is kind. Unclear is unkind.

This statement, popularized by Brené Brown, speaks to the focus of this book. Being clear in what we want students to know and to be able to do is the right thing—the kind thing—we can do to support student learning.

When we are unclear, teaching suffers.

And when we are unclear, student learning suffers.

When learning is organized and intentional, and when students know what they are learning, great things can happen. When students don't know what they are learning, don't care about their learning, and have no idea if they are learning, great things are unlikely to happen.

Enter *teacher clarity*. Rosenshine and Furst (1971) identified eleven general categories of teacher behavior that accelerated learning. They noted that teacher clarity topped the list in terms of impact on students' learning. The components of teacher clarity they identified include these:

1. The clarity of the presentation is apparent to the students.
2. The points the teacher makes are clear and easy to understand.
3. The teacher explains concepts clearly and answers questions intelligently.
4. The lesson is organized.

Later, Fendick (1990) defined teacher clarity as “a measure of the clarity of communication between teachers and students in both directions” (p. 10) and further described it across four dimensions:

1. **Clarity of organization**, such that lesson tasks, assignments, and activities are linked to the learning intentions as well as assessments of and for learning
2. **Clarity of explanation**, such that information is relevant, accurate, and comprehensible to students (The explanations have to develop students' understanding of the content expressed in the learning intentions.)

INTRODUCTION VIDEO ▶
resources.corwin.com/TCP2e

To read a QR code, you must have a smartphone or tablet with a camera. We recommend that you download a QR code reader app that is made specifically for your phone or tablet brand.



3. **Clarity of examples and guided practice**, such that the lesson includes information that is illustrative and illuminating as students gradually move to independence, making progress with less support from the teacher
4. **Clarity of assessment of student learning**, such that teachers are regularly seeking out and acting upon the feedback they receive from students, especially through their verbal and written responses, that aligns with the success criteria

Teacher clarity has an effect size of 0.85 (visiblelearningmetax.com). Effect sizes are statistical measures that allow educators to determine how powerful a specific influence is on learning. John Hattie has assembled the largest educational research database in history and has calculated effect sizes on more than 350 influences on learning. The average effect size in his database is 0.40. Teacher clarity, with an effect size of 0.85, is likely to significantly influence learning. In addition, when students know what they are learning, there is a 60 percent increase in positive emotions and well-being (Verso Learning, 2018, www.versolearning.com).

A major part of teacher clarity is understanding what students need to learn and identifying how they will know they learned it. To get there, teachers must analyze standards and plan meaningful instruction and assessments. But planning should be focused on impact, not on instruction. Yes, teams of teachers can talk about how they will engage students in meaningful learning, but they must focus on the impact of those activities on learning. In doing so, they clarify their expectations. And expectations also have a powerful impact on students' learning.

TEACHER EXPECTATIONS

Teacher expectations have a powerful influence on student achievement, with an effect size of 0.58 (visiblelearningmetax.com). In large part, teachers get what they expect; teachers with low expectations are particularly successful at getting what they expect. Teacher expectations for students tend to vary by race, ethnicity, and socioeconomic status. However, these can be disrupted by focusing on specific strategies for resetting expectations. These strategies include linking teaching goals to uniformly high standards, flexible and responsive teaching, and assessment that informs both students and teachers (Rubie-Davies & Rosenthal, 2016).

Establishing and communicating learning intentions are important ways that teachers share their expectations with students. By comparing learning intentions with grade-level expectations, or with expectations in other schools and districts, educators can get a sense of the intentions' appropriateness, and they can identify the expectations they have for their own students.

Analyzing the success criteria is another way teachers can determine the expectations they have for students. A given learning intention could have multiple success criteria. Some may be at the surface level of learning, while others are at deeper levels of learning. The success criteria communicate the level of performance that

students are expected to meet, and they allow teams of teachers to talk about the learning expected of students.

In addition, the experiences that teachers plan and the assessments they use also communicate the expectations they have for students. Teachers with low expectations tend to talk a lot to students (averaging about 80 percent of the minutes each week), and they tend to assess students at the basic skill level. Teachers with higher expectations tend to talk less (averaging about 55 percent of the minutes each week), and they tend to assess students at deeper levels of understanding.

All these elements—learning intentions, success criteria, meaningful experiences, and assessments—are components of teacher clarity, and each can be used to foster students' learning. Let's start with a discussion about the expectations teachers have for students' learning.

TEACHER COLLABORATION IS VITAL FOR RAISING EXPECTATIONS

One way to improve teacher clarity is to approach the task in the company of others. You may be using this playbook as a team. In that case, you probably have collaboration baked into your professional learning processes. One common structure for fostering teacher collaboration to improve the quality of learning has been the formation of Professional Learning Communities (PLCs). PLCs usually involve small groups of educators who have come together to support each other's learning for the purpose of improving student achievement. These teams use the five PLC+ questions to keep a relentless focus on student learning outcomes and explain why the impact of PLCs is powerful (Fisher et al., 2019):

- Where are we going?
- Where are we now?
- How do we move learning forward?
- What did we learn today?
- Who benefited and who did not?

These discussions can result in improved instruction as well as better outcomes for students (e.g., Lai et al., 2014). In collaborative teams, teachers identify learning intentions and discuss ideas for instruction. They meet to review student work and figure out if their efforts have been fruitful. They also talk about students who need additional instruction or intervention to be successful. In other words, teacher clarity is the *what*, and the PLC+ process is the *how*. Teams use PLC+ processes to continually improve the clarity of the learning experiences for students.

Teams answer each of the five questions as they engage in teacher clarity work. Figure 1 provides an overview of the modules of teacher clarity linked with the PLC+ questions. You'll notice that the modules do not line up in order; planning instruction and assessment opportunities are recursive, and teams typically talk about all four questions in an integrated way.

FIGURE 1 PLC+ Questions and Teacher Clarity

| PLC QUESTION | TEACHER CLARITY MODULE | DESCRIPTION |
|---|--|---|
| Where are we going? | <ul style="list-style-type: none"> Module 1: Identifying Concepts and Skills Module 2: Sequencing Learning Progressions Module 3: Crafting and Sharing Learning Intentions Module 4: Constructing and Sharing Success Criteria | In these modules, teachers or teams of teachers are analyzing the standards to determine what students need to know. They are sequencing learning such that it is logical and allows for both content and language to develop. |
| Where are we now? | <ul style="list-style-type: none"> Module 5: Including Language Expectations in Success Criteria Module 6: Determining the Relevance of the Learning | In these modules, teachers identify the relevance of the learning expectations to ensure that students are engaged and motivated. In addition, teachers consider the ways in which language contributes to students' successful learning. |
| How do we move learning forward? | <ul style="list-style-type: none"> Module 8: Creating Meaningful Learning Experiences | In this module, teachers design meaningful learning experiences aligned with the gradual release of responsibility. |
| <p>What did we learn today?</p> <p>Who benefited and who did not?</p> | <ul style="list-style-type: none"> Module 7: Designing Assessment Opportunities Module 9: Establishing Mastery of Standards | In these modules, teachers collect and analyze evidence of students' learning to monitor progress and determine mastery of the standards. They can use this information to monitor progress through instruction and intervention. |

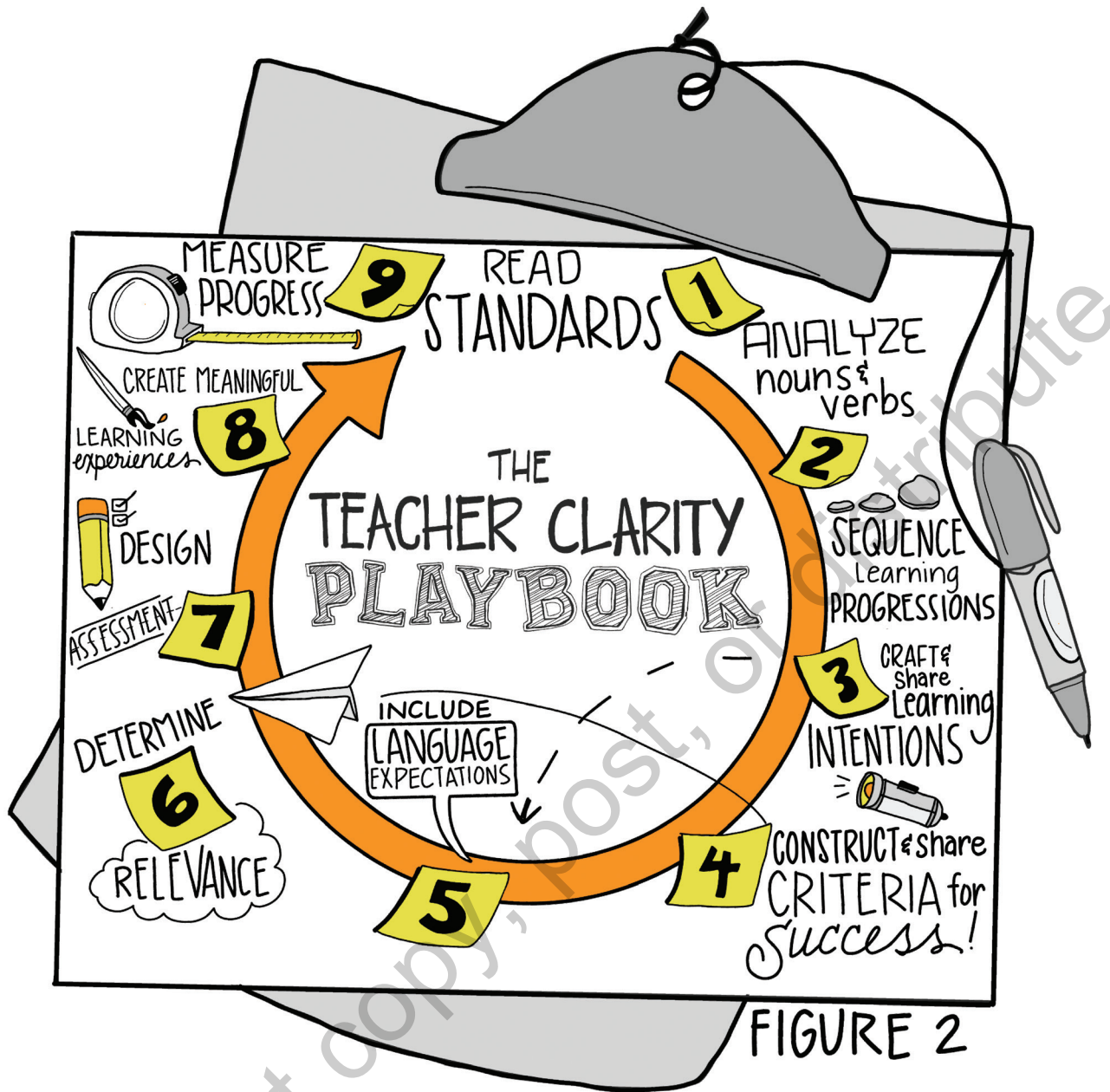
Meaningful teacher collaboration builds collective teacher efficacy and collective responsibility for learning, which is a constellation of attitudes and beliefs about the efforts of a school to affect student learning (Goddard et al., 2000). More to the point, teachers with a high collective efficacy believe that “teachers in this school can get through to the most difficult students” (Goddard et al., 2000, p. 480). Importantly, perceptions are based on experiences. When teachers experience success collaborating with peers and those collaborations improve teaching and learning, they notice. These accumulated data points become the collective efficacy that researchers note is so powerful. With an effect size of 1.34, collective teacher efficacy is high on Hattie’s list of influences on student achievement, more than tripling the speed of learning.

USING THIS PLAYBOOK

It is great if you can use this playbook as part of your collaboration with other educators, but you might be using this playbook on your own. In that case, never fear! We have taken steps to ensure that our discussions provide examples, suggestions, and prompts to guide your thinking—just as if you were working with colleagues. In the back of the book and on the companion website for this book (resources.corwin.com/TCP2e), you will find sample answers for the Guided Practice phase of each step in the process. These are not absolutes, but they do represent our thinking as we worked with experienced elementary and secondary teachers to develop these examples. You may have answers that differ from the ones we furnished; all we ask is that you are able to justify your responses in ways that are consistent with high expectations for student learning. In turn, we hope you will remain open to our responses. After all, reading involves engaging in silent dialogues with authors.

THE MODULES

Each of the nine learning modules in this playbook is designed to move you systematically through a process that begins and ends with the standards, from analysis through assessment. Our intent is not to introduce you to a process that you must implement in a lockstep way, but rather to build a habit of mind for how it is that you systematically and efficiently analyze standards, build curriculum, teach, and assess. In other words, this process can mobilize the impact of teacher clarity in your classroom. A flowchart for the nine modules can be found in Figure 2.



THE LEARNING PROCESS

Each module utilizes a modified version of the gradual release of responsibility instructional framework (Fisher & Frey, 2021). Each begins with an explanation of the core concepts of the module to establish the purpose for learning and provide direct explanation. The module then continues with modeling how the process is applied through four examples:

- First-grade English language arts
- Third-grade mathematics
- Eighth-/Ninth-grade algebra
- Ninth-/Tenth-grade English language arts

In addition, there are modeled examples available online.

We integrate examples from the Next Generation Science Standards (NGSS) and from social studies standards in the Guided Practice sections. Although some will resonate more with you than others, depending on your own professional interests, we encourage you to engage with all the examples so you can see a pattern across grade and content areas.

The Guided Practice section is for you to write on—and to discuss with your team, if possible. We have suggested answers in the back of the book to help you, but, as noted earlier, they should not be interpreted too narrowly as the *only* correct response. Each module ends with a section called Independent Practice, where you apply the same process to a grade level and subject area you have selected. Although that practice involves independent learning, ideally you will also be able to continue these discussions with colleagues.

OUR HOPE

We really do believe that teacher clarity is important—so critical, in fact, we are convinced it is key to the Visible Learning® story. We don't promise that it is easy work, but we do promise that if you see this through to the classroom, you will detect a notable positive change in how you and your students talk about learning. What could be better than that?

